

Classified
Cooper Lighting Solutions Photometric Lab
1121 Highway 74 South
Peachtree City, GA 30269



Scaled data based on original data using
LM-79-08 Approved Method: Electrical and Photometric Measurements of Solid-State
Lighting Products

Test Report Prepared for
Cooper Lighting Solutions
(formerly Eaton)

Brand: McGRAW-EDISON

Report Number: P627144 (CONVERTED FROM TYPE C PHOTOMETRY)

Luminaire Tested: **GFLD-SA3C-730-U-MR-VSR-XX**

Issue Date: 12/7/2022

Test Information

Test Method: LM-79-08
Report Number: P627144 (CONVERTED FROM TYPE C PHOTOMETRY)
TEST IS SCALED FROM IESNA LM-79-08 TEST DATA (G2-2210-813-14)
Test Lab: COOPER LIGHTING SOLUTIONS
Issue Date: 12/7/2022
Manufacturer: COOPER LIGHTING SOLUTIONS (FORMERLY EATON)
Product Line: MCGRAW-EDISON
Catalog Number: GFLD-SA3C-730-U-MR-VSR-XX
Description: GALLEON FLOOD, THREE LIGHT SQAURE, MEDIUM SYMMETRICAL ROUND N4 WITH VISOR
Light Source: (48) 3000K CCT, 70 CRI LEDS
Ballast/Driver: -

Summary

Lumens per Lamp: N/A
Luminaire Lumens: 14841.4 lumens
Efficiency: N/A
Efficacy: 122.0 lumens/watt
Luminous Opening: Rectangular (W 1.5' x L: 0.5' x H: 0')

NEMA Type: 4H x 4V
Max Intensity: 52328.1 candela
Max Intensity Angle: 0°H x -2.5°V

Beam Angle (50%): 28.2°H x 28.7°V
Beam Lumens: 7420.8 lumens
Beam Efficiency: 50.0%

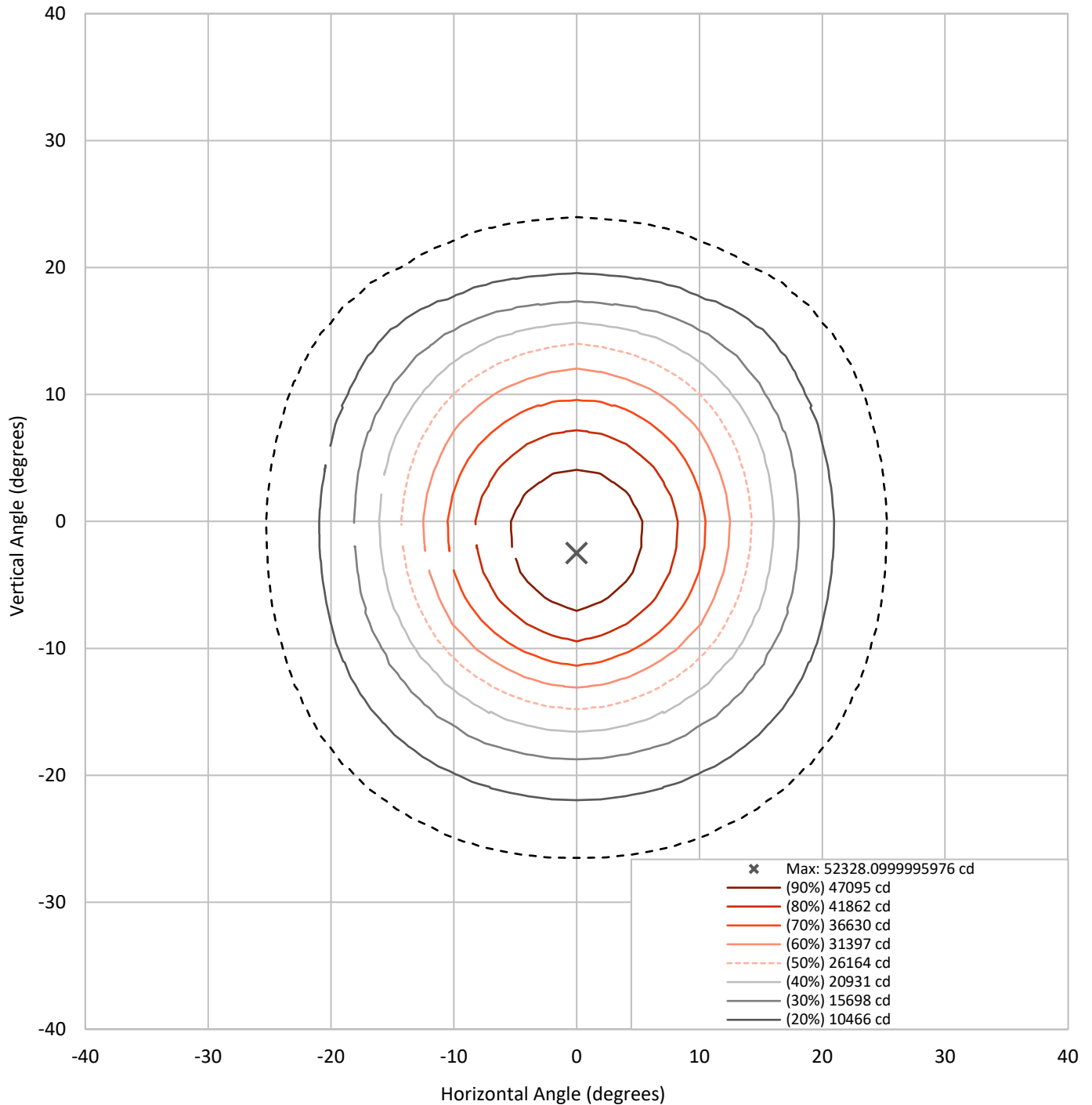
Field Angle (10%): 50.2°H x 50.4°V
Field Lumens: 12751.5 lumens
Field Efficiency: 85.9%

Input Watts (W): 121.7
Input Voltage (V): 120
Input Current (Ain): NR
Voltage Rise (V): NR
Power Factor: NR
Total Harmonic Distortion (THDi): NR
Frequency (hertz): 60
Stabilization Time: NR
Operation Time: NR
Ambient Temperature (°C): NR
Test Distance: 25 FT



REPORT NUMBER: P627144 (CONVERTED FROM TYPE C PHOTOMETRY)
CATALOG NUMBER: GFLD-SA3C-730-U-MR-VSR-XX

Iso-Candela Plot





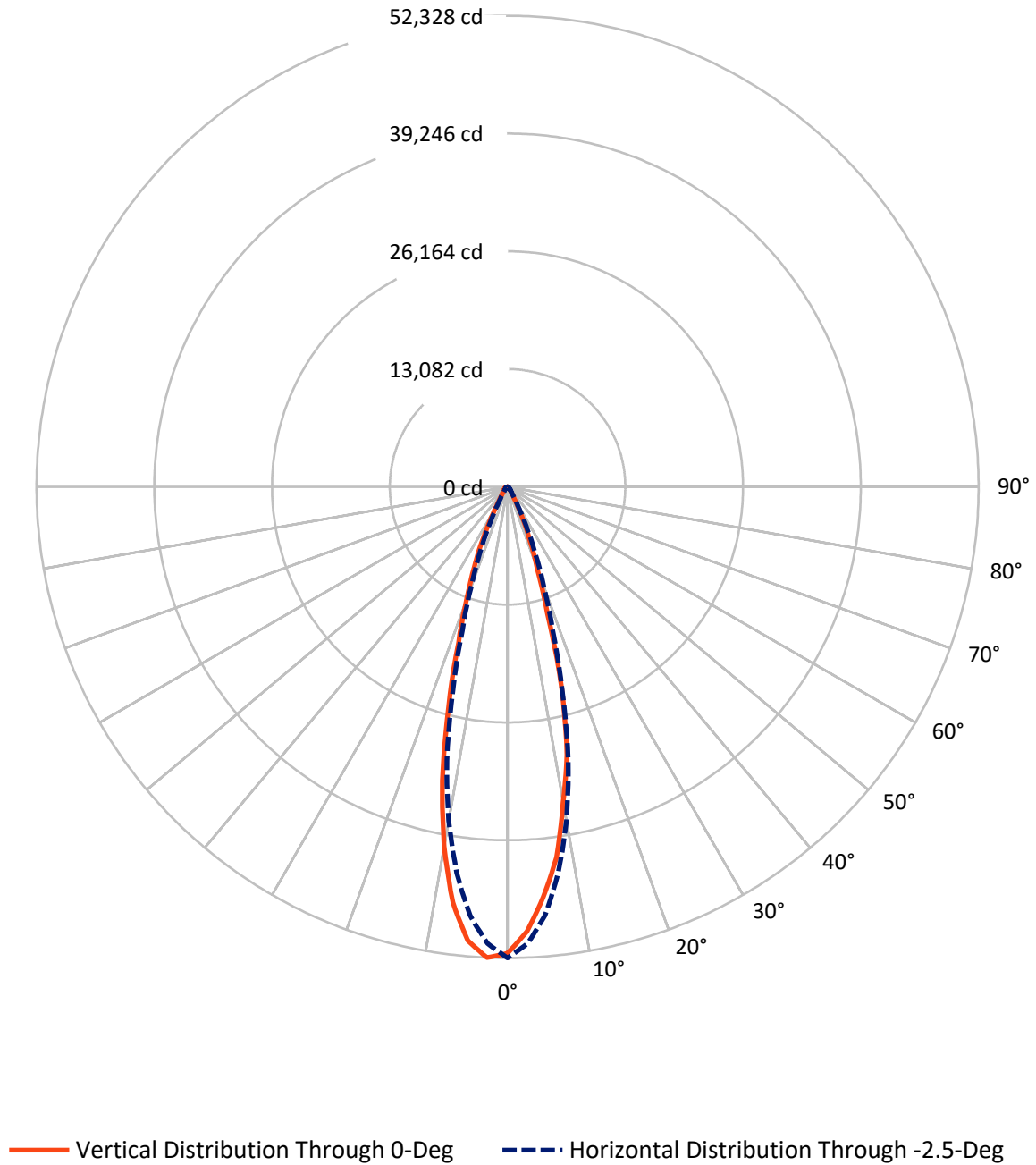
REPORT NUMBER: P627144 (CONVERTED FROM TYPE C PHOTOMETRY)
 CATALOG NUMBER: GFLD-SA3C-730-U-MR-VSR-XX

Lumen Table

90																			
80	0.0	0.0		0.0		0.0		0.0		0.0		0.0		0.0					
70																			
60	0.0	0.0	0.0	0.0	0.0	0.1	0.1	0.1	0.1	0.1	0.1	0.0	0.0	0.0	0.0	0.0			
50		0.0	0.1	0.4	1.0	1.7	2.3	2.8	2.8	2.3	1.7	1.0	0.4	0.1	0.0				
40	0.0	0.1	0.5	1.6	3.1	4.8	6.7	7.9	7.9	6.7	4.8	3.1	1.6	0.5	0.1	0.0			
30		0.2	1.3	3.2	5.8	9.6	16.0	21.3	21.3	16.0	9.6	5.8	3.2	1.3	0.2				
20	0.1	0.5	2.0	4.8	9.2	22.4	70.4	129.2	129.2	70.4	22.4	9.2	4.8	2.0	0.5	0.1			
10		0.7	2.8	6.6	15.8	77.3	314.3	615.4	615.4	314.3	77.3	15.8	6.6	2.8	0.7				
0	0.2	0.9	3.4	7.9	22.7	147.3	634.6	1243.9	1243.9	634.6	147.3	22.7	7.9	3.4	0.9	0.2			
-10		1.1	3.6	8.3	24.2	154.3	651.2	1319.0	1319.0	651.2	154.3	24.2	8.3	3.6	1.1				
-20	0.3	1.1	3.7	8.1	19.9	94.8	360.1	698.0	698.0	360.1	94.8	19.9	8.1	3.7	1.1	0.3			
-30		1.1	3.5	7.4	14.6	36.8	111.5	199.0	199.0	111.5	36.8	14.6	7.4	3.5	1.1				
-40	0.3	1.0	3.2	6.4	11.1	18.2	29.6	39.7	39.7	29.6	18.2	11.1	6.4	3.2	1.0	0.3			
-50		0.8	2.6	5.3	8.7	12.5	16.5	18.5	18.5	16.5	12.5	8.7	5.3	2.6	0.8				
-60	0.2	0.6	2.0	4.1	6.8	9.5	11.9	12.9	12.9	11.9	9.5	6.8	4.1	2.0	0.6	0.2			
-70		0.4	1.2	2.7	4.6	6.5	8.1	9.0	9.0	8.1	6.5	4.6	2.7	1.2	0.4				
-80	0.1	1.0		4.4		9.5		12.0		9.5		4.4		1.0		0.1			
-90																			
	-90	-80	-70	-60	-50	-40	-30	-20	-10	0	10	20	30	40	50	60	70	80	90

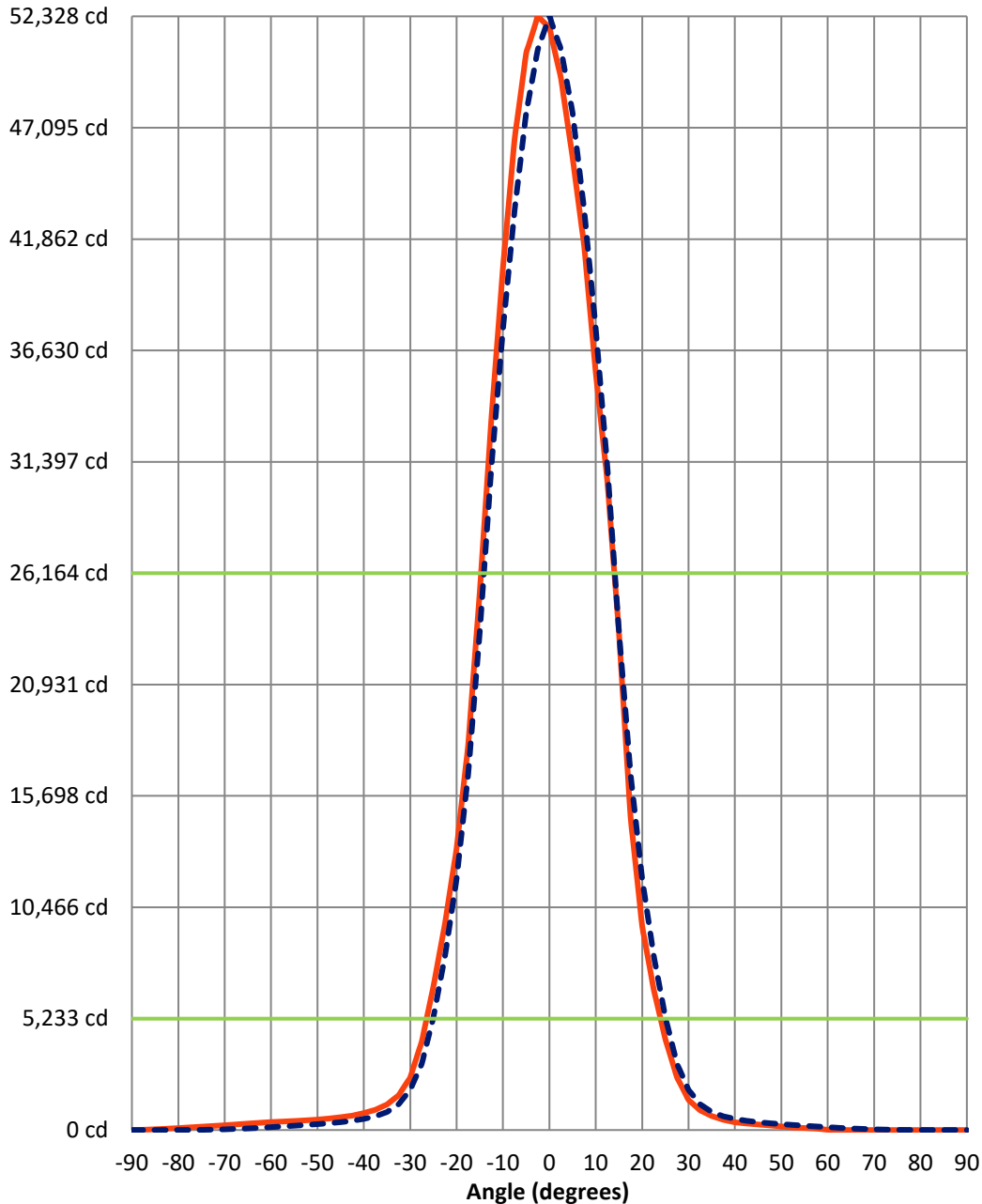
REPORT NUMBER: P627144 (CONVERTED FROM TYPE C PHOTOMETRY)
CATALOG NUMBER: GFLD-SA3C-730-U-MR-VSR-XX

Luminous Intensity Polar Plot



REPORT NUMBER: P627144 (CONVERTED FROM TYPE C PHOTOMETRY)
 CATALOG NUMBER: GFLD-SA3C-730-U-MR-VSR-XX

Luminous Intensity Plot



Beam:
 H Angle: 28.2°
 V Angle: 28.7°
 Lumens: 7420.8
 Efficiency: 50.0%

Field:
 H Angle: 50.2°
 V Angle: 50.4°
 Lumens: 12751.5
 Efficiency: 85.9%

Spill:
 Lumens: 2089.9
 Efficiency: 14.1%

— Vertical Distribution through 0-Deg
 - - Horizontal Distribution through -2.5-Deg

Classified

Cooper Lighting Solutions Photometric Lab
1121 Highway 74 South
Peachtree City, GA 30269

Scaled Data Report



REPORT NUMBER: P627144 (CONVERTED FROM TYPE C PHOTOMETRY)

CATALOG NUMBER: GFLD-SA3C-730-U-MR-VSR-XX

FIELD
BEAM

CANDELA DISTRIBUTION:

	-90°	-87.5°	-85°	-82.5°	-80°	-77.5°	-75°	-72.5°	-70°	-67.5°	-65°
90°	0	0	0	0	0	0	0	0	0	0	0
87.5°	0	0	0	0	0	0	0	0	0	0	0
85°	0	0	0	0	0	0	0	0	0	0	0
82.5°	0	0	0	0	0	0	0	0	0	0	0
80°	0	0	0	0	0	0	0	0	0	0	0
77.5°	0	0	0	0	0	0	0	0	0	0	0
75°	0	0	0	0	0	0	0	0	0	0	0
72.5°	0	0	0	0	0	0	0	0	0	0	0
70°	0	0	0	0	0	0	0	0	0	0	0
67.5°	0	0	0	0	0	0	0	0	0	0	0
65°	0	0	0	0	0	0	0	0	0	0	0
62.5°	0	0	0	0	0	0	0	0	0	0	0
60°	0	0	0	0	0	0	0	0	0	1	1
57.5°	0	0	0	0	0	0	0	0	1	1	1
55°	0	0	0	0	0	0	0	0	1	2	1
52.5°	0	0	0	0	0	0	1	1	2	2	2
50°	0	0	0	0	0	0	1	2	3	2	2
47.5°	0	0	0	0	0	1	1	2	3	3	3
45°	0	0	0	0	0	1	2	3	3	3	3
42.5°	0	0	0	0	0	1	2	3	3	3	5
40°	0	0	0	0	0	2	3	3	3	3	8
37.5°	0	0	0	0	0	2	3	3	4	5	11
35°	0	0	0	0	1	3	3	3	5	8	14
32.5°	0	0	0	0	1	3	3	3	6	11	18
30°	0	0	0	0	2	3	3	4	7	14	22
27.5°	0	0	0	0	2	3	3	5	9	17	26
25°	0	0	0	0	2	3	3	6	12	20	31
22.5°	0	0	0	0	2	3	3	7	14	24	37
20°	0	0	0	0	2	3	3	8	16	27	42
17.5°	0	0	0	0	3	3	3	10	18	31	47
15°	0	0	0	0	3	3	4	11	20	35	52
12.5°	0	0	0	0	3	3	4	13	22	38	56
10°	0	0	0	0	3	3	5	14	24	42	60
7.5°	0	0	0	0	3	3	5	16	25	45	64
5°	0	0	0	0	3	3	6	17	27	48	67
2.5°	0	0	0	0	3	3	6	19	28	50	70
0°	0	0	0	0	3	3	7	20	30	53	72
-2.5°	0	0	0	0	3	4	8	20	33	55	75
-5°	0	0	0	0	3	4	9	21	35	56	76
-7.5°	0	0	0	1	3	4	10	21	37	57	78
-10°	0	0	0	1	3	5	11	21	39	58	78
-12.5°	0	0	0	1	3	5	12	21	40	59	80
-15°	0	0	0	1	3	5	13	21	40	60	82
-17.5°	0	0	0	1	3	5	13	22	40	60	83
-20°	0	0	0	1	3	5	13	23	39	60	82

Classified

Cooper Lighting Solutions Photometric Lab
1121 Highway 74 South
Peachtree City, GA 30269

Scaled Data Report



REPORT NUMBER: P627144 (CONVERTED FROM TYPE C PHOTOMETRY)

CATALOG NUMBER: GFLD-SA3C-730-U-MR-VSR-XX

CANDELA DISTRIBUTION (continued):

	-90°	-87.5°	-85°	-82.5°	-80°	-77.5°	-75°	-72.5°	-70°	-67.5°	-65°
-22.5°	0	0	0	1	3	5	14	24	39	59	81
-25°	0	0	0	2	3	6	14	24	38	58	79
-27.5°	0	0	0	2	3	6	14	25	36	56	77
-30°	0	0	0	1	3	6	14	25	36	55	75
-32.5°	0	0	0	1	4	7	13	24	36	53	72
-35°	0	0	0	1	4	7	13	24	36	51	68
-37.5°	0	0	0	1	4	7	13	23	35	48	66
-40°	0	0	0	1	4	7	13	23	33	47	65
-42.5°	0	0	0	1	4	7	13	22	32	45	62
-45°	0	0	0	1	4	7	12	21	31	43	59
-47.5°	0	0	0	0	4	7	12	20	30	41	56
-50°	0	0	0	0	4	7	11	19	28	39	52
-52.5°	0	0	0	1	3	7	11	17	26	36	48
-55°	0	0	0	1	3	6	10	16	24	33	44
-57.5°	0	0	0	1	3	6	9	15	22	31	41
-60°	0	0	0	1	2	5	9	13	19	27	36
-62.5°	0	0	0	1	2	5	8	12	18	24	33
-65°	0	0	0	1	2	5	7	11	16	22	28
-67.5°	0	0	0	1	2	4	7	10	14	19	25
-70°	0	0	0	1	2	4	6	9	12	16	22
-72.5°	0	0	0	1	2	3	6	8	10	14	18
-75°	0	0	0	1	2	3	5	6	8	11	14
-77.5°	0	0	0	0	1	3	4	5	7	8	11
-80°	0	0	0	0	1	2	3	4	5	6	8
-82.5°	0	0	0	0	1	2	3	3	3	4	5
-85°	0	0	0	0	1	1	2	2	2	3	3
-87.5°	0	0	0	0	0	1	1	1	1	1	1
-90°	0	0	0	0	0	0	0	0	0	0	0

Classified

Cooper Lighting Solutions Photometric Lab
1121 Highway 74 South
Peachtree City, GA 30269

Scaled Data Report



REPORT NUMBER: P627144 (CONVERTED FROM TYPE C PHOTOMETRY)
CATALOG NUMBER: GFLD-SA3C-730-U-MR-VSR-XX

CANDELA DISTRIBUTION (continued):

	-62.5°	-60°	-57.5°	-55°	-52.5°	-50°	-47.5°	-45°	-42.5°	-40°	-37.5°
90°	0	0	0	0	0	0	0	0	0	0	0
87.5°	0	0	0	0	0	0	0	0	0	0	0
85°	0	0	0	0	0	0	0	0	0	0	0
82.5°	0	0	0	0	0	0	0	0	0	0	0
80°	0	0	0	0	0	0	0	0	0	0	0
77.5°	0	0	0	0	0	0	0	0	0	0	0
75°	0	0	0	0	0	0	0	0	0	0	0
72.5°	0	0	0	0	0	0	0	0	0	0	0
70°	0	0	0	0	0	0	0	0	0	0	0
67.5°	0	0	0	0	0	0	0	0	0	0	0
65°	0	0	0	0	0	0	0	0	0	0	0
62.5°	0	0	0	0	0	0	1	1	0	1	1
60°	0	0	0	1	1	1	2	3	3	3	7
57.5°	0	1	2	2	2	4	5	6	10	15	18
55°	1	2	3	3	5	8	11	16	22	29	35
52.5°	2	3	3	5	10	14	21	29	37	44	50
50°	3	4	4	11	16	24	34	45	52	59	68
47.5°	4	5	10	17	25	37	50	59	66	78	92
45°	6	10	16	25	36	52	64	72	85	99	113
42.5°	9	15	23	33	51	65	77	89	103	119	134
40°	13	20	31	46	64	79	93	107	121	139	156
37.5°	17	27	40	59	77	93	109	125	143	162	181
35°	21	35	51	70	89	109	126	145	166	188	209
32.5°	26	43	61	81	102	123	143	167	189	212	239
30°	34	51	70	92	114	136	161	188	210	236	264
27.5°	41	59	80	102	125	149	180	206	230	258	289
25°	48	67	89	112	136	164	197	224	249	280	317
22.5°	55	74	99	120	147	179	213	243	272	303	345
20°	61	83	108	131	158	194	229	263	297	335	383
17.5°	68	91	117	143	172	208	245	283	321	368	427
15°	73	98	126	154	186	222	261	302	347	402	470
12.5°	79	105	135	165	198	235	275	318	370	436	520
10°	84	111	143	174	208	247	288	332	388	459	558
7.5°	88	117	151	183	217	257	298	345	403	479	588
5°	93	123	157	189	224	265	307	355	415	494	612
2.5°	96	128	161	194	229	270	312	361	423	509	630
0°	99	132	165	198	234	273	316	366	428	521	642
-2.5°	102	136	168	202	238	277	320	370	434	524	645
-5°	104	140	171	205	242	279	322	371	437	525	647
-7.5°	106	142	174	207	244	281	323	373	438	524	646
-10°	107	143	175	209	246	283	324	372	436	518	636
-12.5°	109	144	176	210	247	283	322	369	430	508	615
-15°	111	144	176	209	246	283	320	363	420	495	589
-17.5°	111	144	175	208	244	281	316	358	411	481	570
-20°	111	143	174	205	241	278	313	353	403	465	545

Classified

Cooper Lighting Solutions Photometric Lab
1121 Highway 74 South
Peachtree City, GA 30269

Scaled Data Report



REPORT NUMBER: P627144 (CONVERTED FROM TYPE C PHOTOMETRY)

CATALOG NUMBER: GFLD-SA3C-730-U-MR-VSR-XX

CANDELA DISTRIBUTION (continued):

	-62.5°	-60°	-57.5°	-55°	-52.5°	-50°	-47.5°	-45°	-42.5°	-40°	-37.5°
-22.5°	110	142	171	202	237	273	308	346	392	444	516
-25°	109	140	169	199	232	266	302	337	381	431	492
-27.5°	106	137	166	195	226	259	294	329	368	414	466
-30°	102	133	162	191	221	252	284	319	354	397	445
-32.5°	97	129	157	185	215	245	274	307	342	378	422
-35°	93	123	151	178	209	237	264	294	328	362	398
-37.5°	90	117	145	171	200	228	254	281	311	345	378
-40°	86	110	138	164	189	218	243	268	295	328	360
-42.5°	82	106	131	156	181	206	233	256	282	311	342
-45°	79	101	124	148	173	195	220	245	270	296	324
-47.5°	75	95	118	139	163	186	208	232	257	282	307
-50°	70	90	110	130	152	176	198	219	242	267	291
-52.5°	64	83	102	121	141	163	186	207	227	248	272
-55°	58	75	93	111	129	150	171	193	214	233	253
-57.5°	52	67	84	101	118	135	156	176	196	216	236
-60°	47	59	74	90	107	123	140	160	179	197	216
-62.5°	41	52	65	79	94	111	127	143	161	176	192
-65°	37	45	56	68	81	95	110	126	142	155	167
-67.5°	31	39	48	57	69	81	93	106	121	133	144
-70°	27	32	40	48	57	67	77	88	99	110	121
-72.5°	23	27	33	38	46	55	63	72	81	90	100
-75°	18	22	27	31	37	43	51	59	66	73	81
-77.5°	14	18	21	25	29	34	39	46	52	58	64
-80°	10	13	16	19	22	25	29	33	37	42	47
-82.5°	7	9	11	14	15	17	19	22	25	28	32
-85°	4	5	6	8	9	10	11	12	14	16	18
-87.5°	2	2	3	4	4	4	4	5	5	6	7
-90°	0	0	0	0	0	0	0	0	0	0	0



REPORT NUMBER: P627144 (CONVERTED FROM TYPE C PHOTOMETRY)
 CATALOG NUMBER: GFLD-SA3C-730-U-MR-VSR-XX

CANDELA DISTRIBUTION (continued):

	-35°	-32.5°	-30°	-27.5°	-25°	-22.5°	-20°	-17.5°	-15°	-12.5°	-10°
90°	0	0	0	0	0	0	0	0	0	0	0
87.5°	0	0	0	0	0	0	0	0	0	0	0
85°	0	0	0	0	0	0	0	0	0	0	0
82.5°	0	0	0	0	0	0	0	0	0	0	0
80°	0	0	0	0	0	0	0	0	0	0	0
77.5°	0	0	0	0	0	0	0	0	0	0	0
75°	0	0	0	0	0	0	0	0	0	0	0
72.5°	0	0	0	0	0	0	0	0	0	0	0
70°	0	0	0	0	0	0	0	0	0	0	0
67.5°	0	0	0	0	0	0	0	0	0	0	0
65°	0	0	0	0	0	1	1	1	0	0	0
62.5°	1	1	3	3	4	4	4	4	5	5	4
60°	8	8	12	15	15	11	16	19	18	15	15
57.5°	23	29	33	35	39	46	48	47	48	50	56
55°	40	45	48	55	62	68	73	76	80	84	89
52.5°	55	63	68	75	84	89	92	101	109	115	119
50°	78	86	95	104	113	121	127	136	147	159	165
47.5°	103	113	124	138	147	155	163	176	191	204	212
45°	126	138	151	164	175	186	199	214	229	242	253
42.5°	146	160	174	189	198	215	233	249	267	285	297
40°	170	183	204	219	232	250	276	299	321	342	355
37.5°	198	220	243	262	279	301	337	373	401	429	449
35°	232	258	287	307	334	374	419	468	517	556	592
32.5°	264	293	323	355	395	452	509	587	660	734	804
30°	293	326	362	403	468	548	640	759	890	1020	1168
27.5°	324	360	402	468	566	675	845	1034	1304	1521	1870
25°	357	398	455	560	696	887	1184	1521	2079	2556	3093
22.5°	397	459	542	673	899	1243	1705	2440	3297	4093	4852
20°	447	531	671	881	1205	1735	2610	3725	4916	6081	7207
17.5°	512	646	847	1145	1604	2718	4020	5613	7653	9186	10639
15°	572	741	1044	1527	2392	3825	5644	8085	10831	13141	15753
12.5°	643	847	1212	1839	3075	4969	7288	10199	13449	16955	21046
10°	704	956	1426	2288	3788	5992	8591	12007	16182	21142	26314
7.5°	752	1046	1604	2625	4388	6831	9931	14086	19374	25171	31068
5°	789	1116	1744	2889	4898	7512	10909	15731	21758	28412	34276
2.5°	818	1166	1836	3051	5243	7977	11578	16605	23217	30528	36685
0°	840	1196	1888	3166	5403	8197	11888	16958	23900	31564	37897
-2.5°	848	1212	1890	3126	5306	8184	11815	16742	23429	31153	37640
-5°	851	1204	1843	3043	5133	7891	11342	15919	21989	29233	35807
-7.5°	845	1172	1746	2839	4745	7372	10682	14699	19674	26062	32856
-10°	822	1115	1615	2563	4210	6564	9653	13048	17022	22236	27743
-12.5°	781	1031	1435	2148	3581	5648	8384	11385	14482	17909	22438
-15°	731	945	1287	1897	2999	4687	6902	9437	12007	14631	17394
-17.5°	694	870	1136	1562	2302	3667	5439	7476	9561	11645	13506
-20°	647	781	989	1320	1858	2665	3998	5582	7141	8840	10266

Classified

Cooper Lighting Solutions Photometric Lab
1121 Highway 74 South
Peachtree City, GA 30269

Scaled Data Report



REPORT NUMBER: P627144 (CONVERTED FROM TYPE C PHOTOMETRY)

CATALOG NUMBER: GFLD-SA3C-730-U-MR-VSR-XX

CANDELA DISTRIBUTION (continued):

	-35°	-32.5°	-30°	-27.5°	-25°	-22.5°	-20°	-17.5°	-15°	-12.5°	-10°
-22.5°	604	719	874	1082	1444	2013	2772	3888	5072	6306	7477
-25°	564	651	774	941	1157	1496	1997	2581	3412	4171	5040
-27.5°	530	603	687	811	974	1159	1467	1808	2244	2605	3186
-30°	498	556	625	705	825	966	1131	1337	1550	1764	2042
-32.5°	467	516	570	635	709	815	917	1050	1166	1295	1427
-35°	438	481	525	576	634	703	780	868	946	1023	1092
-37.5°	412	448	487	527	573	622	682	744	796	847	889
-40°	390	420	453	486	523	562	609	655	690	723	750
-42.5°	371	397	422	451	481	517	554	589	613	635	653
-45°	352	375	398	421	446	477	509	536	555	572	585
-47.5°	331	352	373	395	419	444	469	489	506	521	530
-50°	312	332	351	369	391	413	435	452	467	479	486
-52.5°	293	312	331	350	367	385	402	418	433	446	451
-55°	274	293	310	328	345	361	376	391	404	417	421
-57.5°	256	275	293	307	322	337	351	365	378	390	394
-60°	235	255	270	284	298	312	325	337	350	361	366
-62.5°	210	228	242	255	268	280	292	304	315	324	330
-65°	181	196	210	223	235	246	257	267	276	284	288
-67.5°	155	167	179	190	202	213	222	232	240	246	250
-70°	131	141	152	162	173	182	191	199	207	212	216
-72.5°	109	118	127	137	146	154	161	168	175	180	184
-75°	88	96	104	112	120	127	133	138	144	148	152
-77.5°	70	76	82	88	94	99	104	109	113	116	119
-80°	52	57	61	66	70	74	77	81	85	88	90
-82.5°	35	39	42	46	49	51	53	55	57	59	61
-85°	20	23	25	27	29	31	32	33	35	36	37
-87.5°	8	9	10	11	12	12	12	13	13	14	15
-90°	0	0	0	0	0	0	0	0	0	0	0



REPORT NUMBER: P627144 (CONVERTED FROM TYPE C PHOTOMETRY)
 CATALOG NUMBER: GFLD-SA3C-730-U-MR-VSR-XX

CANDELA DISTRIBUTION (continued):

	-7.5°	-5°	-2.5°	0°	2.5°	5°	7.5°	10°	12.5°	15°	17.5°
90°	0	0	0	0	0	0	0	0	0	0	0
87.5°	0	0	0	0	0	0	0	0	0	0	0
85°	0	0	0	0	0	0	0	0	0	0	0
82.5°	0	0	0	0	0	0	0	0	0	0	0
80°	0	0	0	0	0	0	0	0	0	0	0
77.5°	0	0	0	0	0	0	0	0	0	0	0
75°	0	0	0	0	0	0	0	0	0	0	0
72.5°	0	0	0	0	0	0	0	0	0	0	0
70°	0	0	0	0	0	0	0	0	0	0	0
67.5°	0	0	0	0	0	0	0	0	0	0	0
65°	0	0	0	0	0	0	0	0	0	0	1
62.5°	4	3	3	3	3	3	4	4	5	5	4
60°	14	13	13	13	13	13	14	15	15	18	19
57.5°	61	66	68	69	68	66	61	56	50	48	47
55°	93	97	97	96	97	97	93	89	84	80	76
52.5°	121	121	120	119	120	121	121	119	115	109	101
50°	168	167	167	168	167	167	168	165	159	147	136
47.5°	216	218	219	218	219	218	216	212	204	191	176
45°	257	261	262	260	262	261	257	253	242	229	214
42.5°	302	305	305	306	305	305	302	297	285	267	249
40°	362	364	363	362	363	364	362	355	342	321	299
37.5°	462	469	473	481	473	469	462	449	429	401	373
35°	619	636	645	659	645	636	619	592	556	517	468
32.5°	855	889	908	926	908	889	855	804	734	660	587
30°	1271	1339	1366	1417	1366	1339	1271	1168	1020	890	759
27.5°	2127	2288	2352	2484	2352	2288	2127	1870	1521	1304	1034
25°	3583	3930	4122	4273	4122	3930	3583	3093	2556	2079	1521
22.5°	5617	6127	6399	6600	6399	6127	5617	4852	4093	3297	2440
20°	8227	8899	9300	9591	9300	8899	8227	7207	6081	4916	3725
17.5°	12504	13560	14178	14708	14178	13560	12504	10639	9186	7653	5613
15°	18667	20789	22438	23357	22438	20789	18667	15753	13141	10831	8085
12.5°	24663	27771	29618	30467	29618	27771	24663	21046	16955	13449	10199
10°	30593	33523	35280	35591	35280	33523	30593	26314	21142	16182	12007
7.5°	35132	38355	40690	41538	40690	38355	35132	31068	25171	19374	14086
5°	39142	42915	45386	45699	45386	42915	39142	34276	28412	21758	15731
2.5°	42091	46193	48589	49412	48589	46193	42091	36685	30528	23217	16605
0°	43518	47936	50602	51801	50602	47936	43518	37897	31564	23900	16958
-2.5°	43218	47788	50763	52328	50763	47788	43218	37640	31153	23429	16742
-5°	41574	46158	48932	50595	48932	46158	41574	35807	29233	21989	15919
-7.5°	37785	42071	45024	46559	45024	42071	37785	32856	26062	19674	14699
-10°	32902	36529	39221	40529	39221	36529	32902	27743	22236	17022	13048
-12.5°	26557	30076	32504	33429	32504	30076	26557	22438	17909	14482	11385
-15°	20347	23033	24758	25304	24758	23033	20347	17394	14631	12007	9437
-17.5°	15431	16876	17847	18108	17847	16876	15431	13506	11645	9561	7476
-20°	11560	12456	13086	13235	13086	12456	11560	10266	8840	7141	5582

Classified

Cooper Lighting Solutions Photometric Lab
1121 Highway 74 South
Peachtree City, GA 30269

Scaled Data Report



REPORT NUMBER: P627144 (CONVERTED FROM TYPE C PHOTOMETRY)

CATALOG NUMBER: GFLD-SA3C-730-U-MR-VSR-XX

CANDELA DISTRIBUTION (continued):

	-7.5°	-5°	-2.5°	0°	2.5°	5°	7.5°	10°	12.5°	15°	17.5°
-22.5°	8423	9097	9605	9707	9605	9097	8423	7477	6306	5072	3888
-25°	5810	6373	6718	6745	6718	6373	5810	5040	4171	3412	2581
-27.5°	3643	3952	4112	4168	4112	3952	3643	3186	2605	2244	1808
-30°	2251	2394	2469	2471	2469	2394	2251	2042	1764	1550	1337
-32.5°	1528	1597	1634	1634	1634	1597	1528	1427	1295	1166	1050
-35°	1145	1180	1200	1203	1200	1180	1145	1092	1023	946	868
-37.5°	920	940	950	952	950	940	920	889	847	796	744
-40°	770	783	792	797	792	783	770	750	723	690	655
-42.5°	666	675	678	675	678	675	666	653	635	613	589
-45°	593	598	602	603	602	598	593	585	572	555	536
-47.5°	535	538	539	540	539	538	535	530	521	506	489
-50°	490	492	492	491	492	492	490	486	479	467	452
-52.5°	453	454	454	455	454	454	453	451	446	433	418
-55°	423	424	425	425	425	424	423	421	417	404	391
-57.5°	397	400	400	399	400	400	397	394	390	378	365
-60°	370	374	375	376	375	374	370	366	361	350	337
-62.5°	334	337	339	339	339	337	334	330	324	315	304
-65°	292	295	299	303	299	295	292	288	284	276	267
-67.5°	253	256	260	264	260	256	253	250	246	240	232
-70°	220	223	224	224	224	223	220	216	212	207	199
-72.5°	187	190	191	191	191	190	187	184	180	175	168
-75°	155	157	158	158	158	157	155	152	148	144	138
-77.5°	122	125	125	125	125	125	122	119	116	113	109
-80°	93	95	94	92	94	95	93	90	88	85	81
-82.5°	64	66	64	63	64	66	64	61	59	57	55
-85°	38	39	38	36	38	39	38	37	36	35	33
-87.5°	16	16	15	13	15	16	16	15	14	13	13
-90°	0	0	0	0	0	0	0	0	0	0	0



REPORT NUMBER: P627144 (CONVERTED FROM TYPE C PHOTOMETRY)
 CATALOG NUMBER: GFLD-SA3C-730-U-MR-VSR-XX

CANDELA DISTRIBUTION (continued):

	20°	22.5°	25°	27.5°	30°	32.5°	35°	37.5°	40°	42.5°	45°
90°	0	0	0	0	0	0	0	0	0	0	0
87.5°	0	0	0	0	0	0	0	0	0	0	0
85°	0	0	0	0	0	0	0	0	0	0	0
82.5°	0	0	0	0	0	0	0	0	0	0	0
80°	0	0	0	0	0	0	0	0	0	0	0
77.5°	0	0	0	0	0	0	0	0	0	0	0
75°	0	0	0	0	0	0	0	0	0	0	0
72.5°	0	0	0	0	0	0	0	0	0	0	0
70°	0	0	0	0	0	0	0	0	0	0	0
67.5°	0	0	0	0	0	0	0	0	0	0	0
65°	1	1	0	0	0	0	0	0	0	0	0
62.5°	4	4	4	3	3	1	1	1	1	0	1
60°	16	11	15	15	12	8	8	7	3	3	3
57.5°	48	46	39	35	33	29	23	18	15	10	6
55°	73	68	62	55	48	45	40	35	29	22	16
52.5°	92	89	84	75	68	63	55	50	44	37	29
50°	127	121	113	104	95	86	78	68	59	52	45
47.5°	163	155	147	138	124	113	103	92	78	66	59
45°	199	186	175	164	151	138	126	113	99	85	72
42.5°	233	215	198	189	174	160	146	134	119	103	89
40°	276	250	232	219	204	183	170	156	139	121	107
37.5°	337	301	279	262	243	220	198	181	162	143	125
35°	419	374	334	307	287	258	232	209	188	166	145
32.5°	509	452	395	355	323	293	264	239	212	189	167
30°	640	548	468	403	362	326	293	264	236	210	188
27.5°	845	675	566	468	402	360	324	289	258	230	206
25°	1184	887	696	560	455	398	357	317	280	249	224
22.5°	1705	1243	899	673	542	459	397	345	303	272	243
20°	2610	1735	1205	881	671	531	447	383	335	297	263
17.5°	4020	2718	1604	1145	847	646	512	427	368	321	283
15°	5644	3825	2392	1527	1044	741	572	470	402	347	302
12.5°	7288	4969	3075	1839	1212	847	643	520	436	370	318
10°	8591	5992	3788	2288	1426	956	704	558	459	388	332
7.5°	9931	6831	4388	2625	1604	1046	752	588	479	403	345
5°	10909	7512	4898	2889	1744	1116	789	612	494	415	355
2.5°	11578	7977	5243	3051	1836	1166	818	630	509	423	361
0°	11888	8197	5403	3166	1888	1196	840	642	521	428	366
-2.5°	11815	8184	5306	3126	1890	1212	848	645	524	434	370
-5°	11342	7891	5133	3043	1843	1204	851	647	525	437	371
-7.5°	10682	7372	4745	2839	1746	1172	845	646	524	438	373
-10°	9653	6564	4210	2563	1615	1115	822	636	518	436	372
-12.5°	8384	5648	3581	2148	1435	1031	781	615	508	430	369
-15°	6902	4687	2999	1897	1287	945	731	589	495	420	363
-17.5°	5439	3667	2302	1562	1136	870	694	570	481	411	358
-20°	3998	2665	1858	1320	989	781	647	545	465	403	353

Classified

Cooper Lighting Solutions Photometric Lab
1121 Highway 74 South
Peachtree City, GA 30269

Scaled Data Report



REPORT NUMBER: P627144 (CONVERTED FROM TYPE C PHOTOMETRY)

CATALOG NUMBER: GFLD-SA3C-730-U-MR-VSR-XX

CANDELA DISTRIBUTION (continued):

	20°	22.5°	25°	27.5°	30°	32.5°	35°	37.5°	40°	42.5°	45°
-22.5°	2772	2013	1444	1082	874	719	604	516	444	392	346
-25°	1997	1496	1157	941	774	651	564	492	431	381	337
-27.5°	1467	1159	974	811	687	603	530	466	414	368	329
-30°	1131	966	825	705	625	556	498	445	397	354	319
-32.5°	917	815	709	635	570	516	467	422	378	342	307
-35°	780	703	634	576	525	481	438	398	362	328	294
-37.5°	682	622	573	527	487	448	412	378	345	311	281
-40°	609	562	523	486	453	420	390	360	328	295	268
-42.5°	554	517	481	451	422	397	371	342	311	282	256
-45°	509	477	446	421	398	375	352	324	296	270	245
-47.5°	469	444	419	395	373	352	331	307	282	257	232
-50°	435	413	391	369	351	332	312	291	267	242	219
-52.5°	402	385	367	350	331	312	293	272	248	227	207
-55°	376	361	345	328	310	293	274	253	233	214	193
-57.5°	351	337	322	307	293	275	256	236	216	196	176
-60°	325	312	298	284	270	255	235	216	197	179	160
-62.5°	292	280	268	255	242	228	210	192	176	161	143
-65°	257	246	235	223	210	196	181	167	155	142	126
-67.5°	222	213	202	190	179	167	155	144	133	121	106
-70°	191	182	173	162	152	141	131	121	110	99	88
-72.5°	161	154	146	137	127	118	109	100	90	81	72
-75°	133	127	120	112	104	96	88	81	73	66	59
-77.5°	104	99	94	88	82	76	70	64	58	52	46
-80°	77	74	70	66	61	57	52	47	42	37	33
-82.5°	53	51	49	46	42	39	35	32	28	25	22
-85°	32	31	29	27	25	23	20	18	16	14	12
-87.5°	12	12	12	11	10	9	8	7	6	5	5
-90°	0	0	0	0	0	0	0	0	0	0	0

Classified

Cooper Lighting Solutions Photometric Lab
1121 Highway 74 South
Peachtree City, GA 30269

Scaled Data Report



REPORT NUMBER: P627144 (CONVERTED FROM TYPE C PHOTOMETRY)

CATALOG NUMBER: GFLD-SA3C-730-U-MR-VSR-XX

CANDELA DISTRIBUTION (continued):

	47.5°	50°	52.5°	55°	57.5°	60°	62.5°	65°	67.5°	70°	72.5°
90°	0	0	0	0	0	0	0	0	0	0	0
87.5°	0	0	0	0	0	0	0	0	0	0	0
85°	0	0	0	0	0	0	0	0	0	0	0
82.5°	0	0	0	0	0	0	0	0	0	0	0
80°	0	0	0	0	0	0	0	0	0	0	0
77.5°	0	0	0	0	0	0	0	0	0	0	0
75°	0	0	0	0	0	0	0	0	0	0	0
72.5°	0	0	0	0	0	0	0	0	0	0	0
70°	0	0	0	0	0	0	0	0	0	0	0
67.5°	0	0	0	0	0	0	0	0	0	0	0
65°	0	0	0	0	0	0	0	0	0	0	0
62.5°	1	0	0	0	0	0	0	0	0	0	0
60°	2	1	1	1	0	0	0	1	1	0	0
57.5°	5	4	2	2	2	1	0	1	1	1	0
55°	11	8	5	3	3	2	1	1	2	1	0
52.5°	21	14	10	5	3	3	2	2	2	2	1
50°	34	24	16	11	4	4	3	2	2	3	2
47.5°	50	37	25	17	10	5	4	3	3	3	2
45°	64	52	36	25	16	10	6	3	3	3	3
42.5°	77	65	51	33	23	15	9	5	3	3	3
40°	93	79	64	46	31	20	13	8	3	3	3
37.5°	109	93	77	59	40	27	17	11	5	4	3
35°	126	109	89	70	51	35	21	14	8	5	3
32.5°	143	123	102	81	61	43	26	18	11	6	3
30°	161	136	114	92	70	51	34	22	14	7	4
27.5°	180	149	125	102	80	59	41	26	17	9	5
25°	197	164	136	112	89	67	48	31	20	12	6
22.5°	213	179	147	120	99	74	55	37	24	14	7
20°	229	194	158	131	108	83	61	42	27	16	8
17.5°	245	208	172	143	117	91	68	47	31	18	10
15°	261	222	186	154	126	98	73	52	35	20	11
12.5°	275	235	198	165	135	105	79	56	38	22	13
10°	288	247	208	174	143	111	84	60	42	24	14
7.5°	298	257	217	183	151	117	88	64	45	25	16
5°	307	265	224	189	157	123	93	67	48	27	17
2.5°	312	270	229	194	161	128	96	70	50	28	19
0°	316	273	234	198	165	132	99	72	53	30	20
-2.5°	320	277	238	202	168	136	102	75	55	33	20
-5°	322	279	242	205	171	140	104	76	56	35	21
-7.5°	323	281	244	207	174	142	106	78	57	37	21
-10°	324	283	246	209	175	143	107	78	58	39	21
-12.5°	322	283	247	210	176	144	109	80	59	40	21
-15°	320	283	246	209	176	144	111	82	60	40	21
-17.5°	316	281	244	208	175	144	111	83	60	40	22
-20°	313	278	241	205	174	143	111	82	60	39	23

Classified

Cooper Lighting Solutions Photometric Lab
1121 Highway 74 South
Peachtree City, GA 30269

Scaled Data Report



REPORT NUMBER: P627144 (CONVERTED FROM TYPE C PHOTOMETRY)

CATALOG NUMBER: GFLD-SA3C-730-U-MR-VSR-XX

CANDELA DISTRIBUTION (continued):

	47.5°	50°	52.5°	55°	57.5°	60°	62.5°	65°	67.5°	70°	72.5°
-22.5°	308	273	237	202	171	142	110	81	59	39	24
-25°	302	266	232	199	169	140	109	79	58	38	24
-27.5°	294	259	226	195	166	137	106	77	56	36	25
-30°	284	252	221	191	162	133	102	75	55	36	25
-32.5°	274	245	215	185	157	129	97	72	53	36	24
-35°	264	237	209	178	151	123	93	68	51	36	24
-37.5°	254	228	200	171	145	117	90	66	48	35	23
-40°	243	218	189	164	138	110	86	65	47	33	23
-42.5°	233	206	181	156	131	106	82	62	45	32	22
-45°	220	195	173	148	124	101	79	59	43	31	21
-47.5°	208	186	163	139	118	95	75	56	41	30	20
-50°	198	176	152	130	110	90	70	52	39	28	19
-52.5°	186	163	141	121	102	83	64	48	36	26	17
-55°	171	150	129	111	93	75	58	44	33	24	16
-57.5°	156	135	118	101	84	67	52	41	31	22	15
-60°	140	123	107	90	74	59	47	36	27	19	13
-62.5°	127	111	94	79	65	52	41	33	24	18	12
-65°	110	95	81	68	56	45	37	28	22	16	11
-67.5°	93	81	69	57	48	39	31	25	19	14	10
-70°	77	67	57	48	40	32	27	22	16	12	9
-72.5°	63	55	46	38	33	27	23	18	14	10	8
-75°	51	43	37	31	27	22	18	14	11	8	6
-77.5°	39	34	29	25	21	18	14	11	8	7	5
-80°	29	25	22	19	16	13	10	8	6	5	4
-82.5°	19	17	15	14	11	9	7	5	4	3	3
-85°	11	10	9	8	6	5	4	3	3	2	2
-87.5°	4	4	4	4	3	2	2	1	1	1	1
-90°	0	0	0	0	0	0	0	0	0	0	0

Classified

Cooper Lighting Solutions Photometric Lab
1121 Highway 74 South
Peachtree City, GA 30269

Scaled Data Report



REPORT NUMBER: P627144 (CONVERTED FROM TYPE C PHOTOMETRY)

CATALOG NUMBER: GFLD-SA3C-730-U-MR-VSR-XX

CANDELA DISTRIBUTION (continued):

	75°	77.5°	80°	82.5°	85°	87.5°	90°
90°	0	0	0	0	0	0	0
87.5°	0	0	0	0	0	0	0
85°	0	0	0	0	0	0	0
82.5°	0	0	0	0	0	0	0
80°	0	0	0	0	0	0	0
77.5°	0	0	0	0	0	0	0
75°	0	0	0	0	0	0	0
72.5°	0	0	0	0	0	0	0
70°	0	0	0	0	0	0	0
67.5°	0	0	0	0	0	0	0
65°	0	0	0	0	0	0	0
62.5°	0	0	0	0	0	0	0
60°	0	0	0	0	0	0	0
57.5°	0	0	0	0	0	0	0
55°	0	0	0	0	0	0	0
52.5°	1	0	0	0	0	0	0
50°	1	0	0	0	0	0	0
47.5°	1	1	0	0	0	0	0
45°	2	1	0	0	0	0	0
42.5°	2	1	0	0	0	0	0
40°	3	2	0	0	0	0	0
37.5°	3	2	0	0	0	0	0
35°	3	3	1	0	0	0	0
32.5°	3	3	1	0	0	0	0
30°	3	3	2	0	0	0	0
27.5°	3	3	2	0	0	0	0
25°	3	3	2	0	0	0	0
22.5°	3	3	2	0	0	0	0
20°	3	3	2	0	0	0	0
17.5°	3	3	3	0	0	0	0
15°	4	3	3	0	0	0	0
12.5°	4	3	3	0	0	0	0
10°	5	3	3	0	0	0	0
7.5°	5	3	3	0	0	0	0
5°	6	3	3	0	0	0	0
2.5°	6	3	3	0	0	0	0
0°	7	3	3	0	0	0	0
-2.5°	8	4	3	0	0	0	0
-5°	9	4	3	0	0	0	0
-7.5°	10	4	3	1	0	0	0
-10°	11	5	3	1	0	0	0
-12.5°	12	5	3	1	0	0	0
-15°	13	5	3	1	0	0	0
-17.5°	13	5	3	1	0	0	0
-20°	13	5	3	1	0	0	0

Classified

Cooper Lighting Solutions Photometric Lab
1121 Highway 74 South
Peachtree City, GA 30269

Scaled Data Report



REPORT NUMBER: P627144 (CONVERTED FROM TYPE C PHOTOMETRY)

CATALOG NUMBER: GFLD-SA3C-730-U-MR-VSR-XX

CANDELA DISTRIBUTION (continued):

	75°	77.5°	80°	82.5°	85°	87.5°	90°
-22.5°	14	5	3	1	0	0	0
-25°	14	6	3	2	0	0	0
-27.5°	14	6	3	2	0	0	0
-30°	14	6	3	1	0	0	0
-32.5°	13	7	4	1	0	0	0
-35°	13	7	4	1	0	0	0
-37.5°	13	7	4	1	0	0	0
-40°	13	7	4	1	0	0	0
-42.5°	13	7	4	1	0	0	0
-45°	12	7	4	1	0	0	0
-47.5°	12	7	4	0	0	0	0
-50°	11	7	4	0	0	0	0
-52.5°	11	7	3	1	0	0	0
-55°	10	6	3	1	0	0	0
-57.5°	9	6	3	1	0	0	0
-60°	9	5	2	1	0	0	0
-62.5°	8	5	2	1	0	0	0
-65°	7	5	2	1	0	0	0
-67.5°	7	4	2	1	0	0	0
-70°	6	4	2	1	0	0	0
-72.5°	6	3	2	1	0	0	0
-75°	5	3	2	1	0	0	0
-77.5°	4	3	1	0	0	0	0
-80°	3	2	1	0	0	0	0
-82.5°	3	2	1	0	0	0	0
-85°	2	1	1	0	0	0	0
-87.5°	1	1	0	0	0	0	0
-90°	0	0	0	0	0	0	0

(END OF REPORT)